Bemusterung und Freigabe nach SWF 47.014

Sampling and Release to SWF 47.014

Aen.-Nr. *Rev. no.*	Feld *Zone*	Art der Aenderung *Revision*	Tag *Date*	Name *Name*	M *M*
117075		NEU EINGEFUEHRT *INTRODUCED / MISE A JOUR*	05.10.98	SCHA.	
00511264		POS.3 WAR 110.389 SWF 31.361/2 *ITEM 3 WAS 110.389 SWF 31.361/2*			
		WIRD 107.959 SWF 31.361/1 *GETS 107.959 SWF 31.361/1*			
		POS.4 WAR 182.011 WIRD 191.490 *ITEM 4 WAS 182.011 GETS 191.490*			
		POS.5 WAR 181.995 SIEHE 181.994 *ITEM 5 WAS 181.995 SEE 181.994*			
		WIRD 186.730 *GETS 186.730*			
		POS.10 WAR 913.787 WIRD 901.941 *ITEM 10 WAS 913.787 GETS 901.941*			
		POS.11 WAR 916.775 1 SCHEIBE DF *ITEM 11 WAS 916.775 1 WASHER N CHAM*			
		SWF 21.338 WIRD 906.098 1 RING *SWF 21.338 GETS 906.098 1 RING*			
		SWF 21.338 *SWF 21.338*			
		POS.12 WAR 906.098 1 RING SWF 21.338 *ITEM12 WAS 906.098 1 RING SWF 21.338*			
		WIRD 907.283 1 SCHEIBE DF SWF 21.302 *GETS 907.283 1 WASHER N CHAM*			
		NACH BEDARF *SWF21.302 AS REQUIRED*			
		POS.13 WAR 921.218 WIRD 905.567 *ITEM 13 WAS 921.218 GETS 905.567*			
		POS.14 WAR 905.641 WIRD 904.845 *ITEM 14 WAS 905.641 GETS 904.845*			
		POS.21 WAR 900.214 WIRD 908.224 *ITEM 21 WAS 900.214 GETS 908.224*			
		POS.22 WAR 903.026 1 SCHEIBE DF *ITEM 22 WAS 903.026 1 WASHER N CHAM*			
		SWF 21.302 WIRD 907.147 1 RING *SWF 21.302 GETS 907.147 1 RING*			
		SWF 21.338 *SWF 21.338*			
		POS.23 WAR 907.147 1 RING SWF 21.338 *ITEM23 WAS 907.147 1 RING SWF 21.338*			
		WIRD 903.026 1 SCHEIBE DF SWF 21.302 *GETS 903.026 1 WASHER N CHAM*			
		NACH BEDARF *SWF 21.302 AS REQUIRED*			
		POS.31 099.491 SWF 13.201 FETT *ITEM 31 099.491 SWF 13.201 GREASE*			
		NACH BEDARF ZUGEFUEGT *AS REQUIRED ADDED*			
	F15	ANZUGSMOMENT POS.7 WAR 20-25 NM *TIGHTENING TORQUE ITEM7 WAR 20-25 NM*			
		WIRD 11-14 NM *GETS 11-14 NM*			
	J16	MASS WAR 189.4 WIRD (189.4) *DIM. WAS 189.4 GETS (189.4)*			
	H15	MASS WAR 95 WIRD (95) *DIM. WAS 95 GETS (95)*			
	J11	MASS WAR 63 WIRD (63) *DIM. WAS 63 GETS (63)*			
	H11	MASS WAR 113 WIRD (112.7) *DIM. WAS 113 GETS (112.7)*			
	H9	MASS WAR 107 WIRD (107) *DIM. WAS 107 GETS (107)*			
	K5	MASS WAR 84.4 WIRD (84.4) *DIM. WAS 84.4 GETS (84.4)*			
	K5	MASS WAR 80 WIRD (80) *DIM. WAS 80 GETS (80)*			
	J6	MASS WAR R25.2 WIRD (R25.2) *DIM. WAS R25.2 GETS (R25.2)*			
	K4-5	KENNZEICHNUNG G IN A16-64 DIN 30640 *TRADEMARK G TO A16-64 DIN 30640*			
		ENTFERNT *DELETED*			
	JK4-5	KD.-NR. 5 000 927 647 IN A5-20 *CL.-NO. 5 000 927 647 TO A5-20*			
		DIN 30640 AUF GEHAEUSE AUFGESTEMPELT *DIN 30640 ON HOUSING STAMPED*			
		ENTFERNT *DELETED*			
	A2	KUNDEN-NR. 5 000 927 647 ENTFERNT *CLIENT REF.NO. 5 000 927 647 DELETED*	29.02.00	SCHA.	
01511350		ANZUGSMOMENT POS. 7 WAR 11 BIS 14 NM *TIGHT. TORQUE ITEM 7 WAS 11 TO 14 NM*			
		WIRD 20 BIS 25 NM *TO BE 20 TO 25 NM*	03.07.01	STALLER	
03511323	F16	ANZUGSMOMENT POS.9 WAR 5-7Nm WIRD *TIGHTENING TORQUE ITEM 9 WAS 5-7Nm*			
		4.5-6Nm *BEC.4.5-6Nm*	15.05.03	KOEHLER	

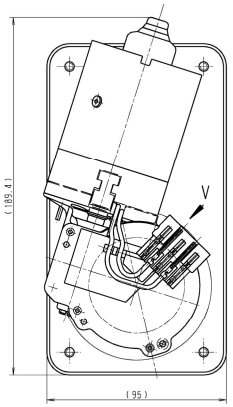

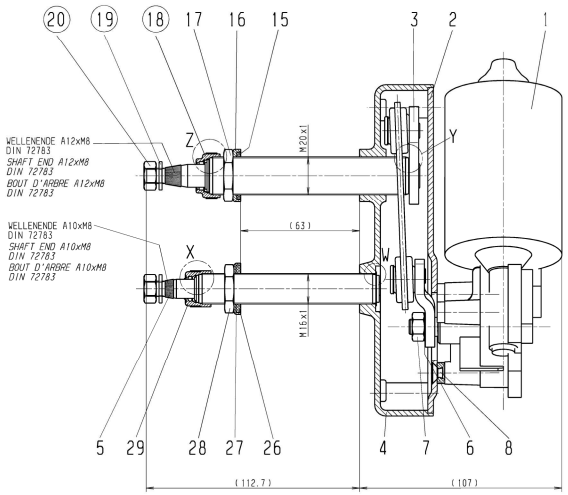

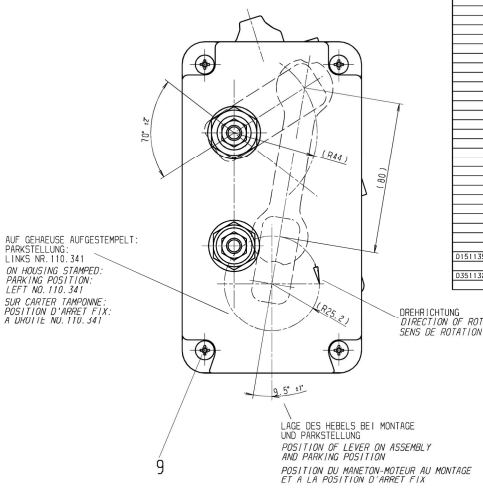

MOTOR MUSS BEI PRUEFSPANNUNG UND BETRIEBSMOMENT IN PARKSTELLUNG LAUFEN (AUSLIEFERUNGSZUSTAND)

MOTOR MUST RUN TO PARKING POSITION UNDER OPERATING TORQUE, WITH TEST VOLTAGE (CONDITION AS-DELIVERED)

LE MOTEUR DOIT ETRE MIS EN POSITION D'ARRET FIX A LA TENSION DE CONTROLE ET A COUPLE D'UTILISATION

ANZUGSMOMENTE *TIGHTENING TORQUE*

POS. 7 - 20	BIS 25 NM	*ITEM 7 - 20*	*TO 25 NM*
POS. 8 - 12	BIS 15 NM	*ITEM 8 - 12*	*TO 15 NM*
POS. 9 - 4.5	BIS 6 NM	*ITEM 9 - 4.5*	*TO 6 NM*
POS. 17 - 14	BIS 20 NM	*ITEM 17 - 14*	*TO 20 NM*
POS. 20 - 16	BIS 20 NM	*ITEM 20 - 16*	*TO 20 NM*
POS. 28 - 14	BIS 20 NM	*ITEM 28 - 14*	*TO 20 NM*

COUPLE DE SERRAGE

VOR DEMONTAGE DES GEHAEUSES, DIE SO ◯ GEKENNZEICHNETEN POSITIONEN LOESEN

BEFORE REMOVING HOUSING ITEM MARKED WITH ◯ MUST BE REMOVED

AVANT DEMONTAGE DU CARTER DEMONTER LES REPERES ENTOURES PAR UN ◯

ALLE BEWEGLICHEN TEILE GEFETTET MIT ◑

ALL MOVING PARTS GREASED WITH

TOUTES LES PIECES AVEC

RINGE GEFETTET MIT ◭

RINGS GREASED WITH

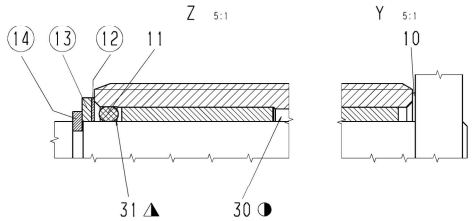

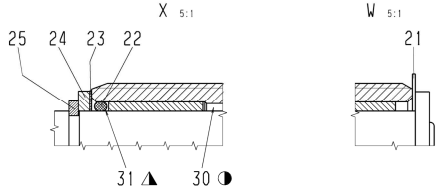

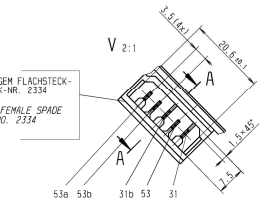

PASSEND ZU 5-POLIGEM FLACHSTECK-HUELSENGEHAEUSE AK-NR. 2334 FA.REINSHAGEN

TO SUIT TO 5-WAY FEMALE SPADE TERMINAL HSG AK-NO. 2334 FIRM REINSHAGEN

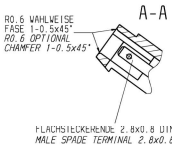

SCHALTPLAN

CIRCUIT DIAGRAM

SCHEMA DE BRANCHEMENT

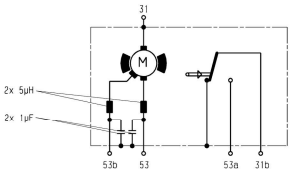

LEISTUNGSWERTE

CHARACTERISTICS

CARACTERISTIQUES TECHNIQUE

NENNSPANNUNG *NOMINALE VOLTAGE* *TENSION NOMINALE* — Un = 24 V

PRUEFSPANNUNG *TEST VOLTAGE* *TENSION DE CONTROLE* — Up = 26 V

DREHZAHL *SPEED* *VITESSE* — n_{B1} = 35±4 MIN^{-1}

DREHZAHL *SPEED* *VITESSE* — n_{B2} = 55±5 MIN^{-1}

ANZUGSMOMENT *STARTING TORQUE* *COUPLE A L'ARRACHE* — M_A = 24 NM

BETR.MOMENT *OPERATING TORQUE* *COUPLE D'UTILISATION* — M_B = 1 NM

GRAISSE	31	099.491	0.00		FETT	GREASE	SWF 13.201		05
GRAISSE	30	099.496	0.00		FETT	GREASE	SWF 13.201		05
CAPUCHON	29	907.054	1.00		KAPPE	CAP	907.054		
ECROU	28	900.748	1.00		MUTTER SKT	HEXAGONAL NUT	SWF 21.203		
RONDELLE	27	900.652	1.00		SCHEIBE BO	FLANGE WASHER	SWF 21.307		
RONDELLE	26	900.032	1.00		SCHEIBE DF	WASHER N CHAM	SWF 21.304		
JONC	25	908.463	1.00		RING SI	CIRCLIP	SWF 21.321		
RONDELLE	24	905.278	1.00		SCHEIBE DF	WASHER N CHAM	SWF 21.302		
JOINT TORIQUE	23	903.026	1.00		SCHEIBE DF	WASHER N CHAM	SWF 21.302		05
RONDELLE	22	907.147	1.00		RING	RING	SWF 21.338		
RONDELLE	21	908.224	1.00		SCHEIBE FE	SPRING WASHER	SWF 21.305		
ECROU	20	900.026	2.00		MUTTER SKT	HEXAGONAL NUT	SWF 21.201		
JONC	19	902.137	2.00		RING FE	SPRING RING	SWF 21.312		
CAPUCHON	18	905.557	1.00		KAPPE	CAP	905.557		
ECROU	17	900.750	1.00		MUTTER SKT	HEXAGONAL NUT	SWF 21.203		
RONDELLE	16	905.560	1.00		SCHEIBE	DISC	905.560		
RONDELLE	15	905.573	1.00		SCHEIBE DF	WASHER N CHAM	SWF 21.304		
JONC	14	904.845	1.00		RING SI	CIRCLIP	SWF 21.321		
RONDELLE	13	905.567	1.00		SCHEIBE DF	WASHER N CHAM	SWF 21.302		
JOINT TORIQUE	12	907.283	1.00		SCHEIBE DF	WASHER N CHAM	SWF 21.302		05
RONDELLE	11	906.098	1.00		RING	RING	SWF 21.338		
RONDELLE	10	901.941	1.00		SCHEIBE FE	SPRING WASHER	SWF 21.305		
VIS	09	912.030	4.00		SCHRAUBE LASF	SCREW CO.ST.	912.030		
VIS	08	914.529	3.00		SCHRAUBE SMK	SCREW CSK C	914.529		
ECROU	07	900.026	1.00		MUTTER SKT	HEXAGONAL NUT	SWF 21.201		
RONDELLE	06	912.064	1.00		SCHEIBE FE	SPRING WASHER	SWF 21.305		
AXE FOU	05	186.730	1.00	ZUS	ACHSE WISCH	WIPER SHAFT	186.730		
CARTER	04	191.490	1.00	ZUS	GEHAEUSE	HOUSING	191.490		
ENSEMBLE	03	107.959	1.00		GESTAENGE	LINKAGE UNIT	SWF 31.361	1	
PLAQUE	02	191.487	1.00		PLATTE	PLATE	191.487		
MOTEUR E.V.	01	404.110	1.00	SWMK	WISCHERMOT MK	WIPERMOTOR MK	404.110		
	Pos. *Item*	Sachtr. *Part No.*	Menge *Quant.*	K-Bez	K-Benennung	*Title*	Zeichnng.-Nr. *Drawing No.*	Form. *Form.*	Blatt *Sheet*	Bem. *Rem.*

bez. Sach-Nr. *for part-No.* 110.341 — Bemerkungen n. SWF 04.302 *Remarks to SWF 04.302*

F08	29.02.00	WA	00511264
F05	05.10.98	TEW	117075

Freigabe-St. *Release-level*	Datum *Date*	genehmigt *approved*	Referenz *Reference*
bez. S-Nr. *for part-No.* 110.341			

		Tag *Date*	Name *Name*
Bearb.	*Drawn*	12.09.97	SCHA.
Gepr.	*Checked*	25.03.99	THOMAS
Tech.	*Tech. checked*		

Alle Maesse in mm *All dimensions in mm*

Massestab *Scale* 1:1

SI-CC Werte *SI-CC Values*

Kurz-Benennung *Title*: WISCHERANLAGE *WIPER SYSTEM*

Art-Nr *Cat.* 0100

UA G — Zeichnungs-Nr *Drawing no.* 110.341 — Blatt *Sheet* — von *of* — Format F

Valeo Auto-Electric GmbH & Co.KG, Stuttgarter Str.119 D-74321 Bietigheim — Ers.f. *Sub. for* 107.857 — Ers.d. *Sub. by*

Schutzvermerk nach DIN ISO 16016. copyright reserved

computerdrawing plotted at JUNE 26, 2003 13:56